



Port of  
**LONG BEACH**  
THE PORT OF CHOICE

# 9<sup>th</sup> Annual Global Supply Chain Excellence Summit

## Keynote Presentation: Port Outlook

**Dr. Noel Hacegaba**  
Deputy Executive Director/COO

October 20, 2020

**USC**Marshall

*Center for Global Supply Chain Management*

# the e supply chain



# Order your Christmas presents now - the shipping crisis isn't ending anytime soon



[News](#)

[Policy](#)

[Opinion](#)

[Events](#)

[Jobs](#)

[HILL.TV](#)

[Changing America](#)



## Order your Christmas presents now — supply delays are here to stay

BY JEFFREY KUCIK, OPINION CONTRIBUTOR — 09/07/21 12:30 PM EDT

THE VIEWS EXPRESSED BY CONTRIBUTORS ARE THEIR OWN AND NOT THE VIEW OF THE HILL

52 SHARES



SHARE



TWEET

Just In...

Iran's first president after revolution dies at 88



GET TESTED

GAME DAY APPOINTMENTS FOR YOUR








Biden pushes 24/7 port operation to ease supply crunch

*President Joe Biden met with the leaders of the two busiest ports in the U.S. on Wednes...* **Read More**  
Evan Vucci/AP



# NATIONAL FREIGHT STRATEGIC PLAN



**BUSIEST  
YEAR**

**8.11 MILLION TEUs**

**7.63 MILLION TEUs**

**8.09 MILLION TEUs**

# Monthly Container Volumes

	JAN	FEB	MAR	APR	MAY	JUN	JUL	AUG
Monthly TEU	764,006	771,735	840,387	746,188	907,216	724,297	784,845	807,704
Monthly YOY%	21.88%	43.33%	62.34%	43.57%	44.41%	20.28%	4.22%	11.31%
CY YTD TEU	764,006	1,535,741	2,376,128	3,122,315	4,029,532	4,753,828	5,538,673	6,346,377
CY YTD YOY%	21.88%	31.79%	41.49%	41.75%	42.34%	38.47%	32.31%	29.21%



# Vessel Status

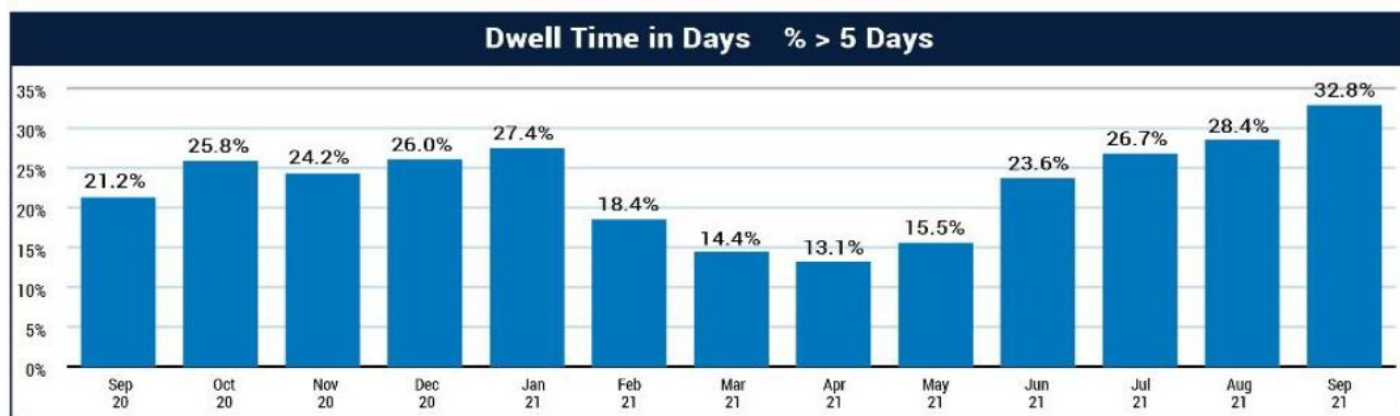
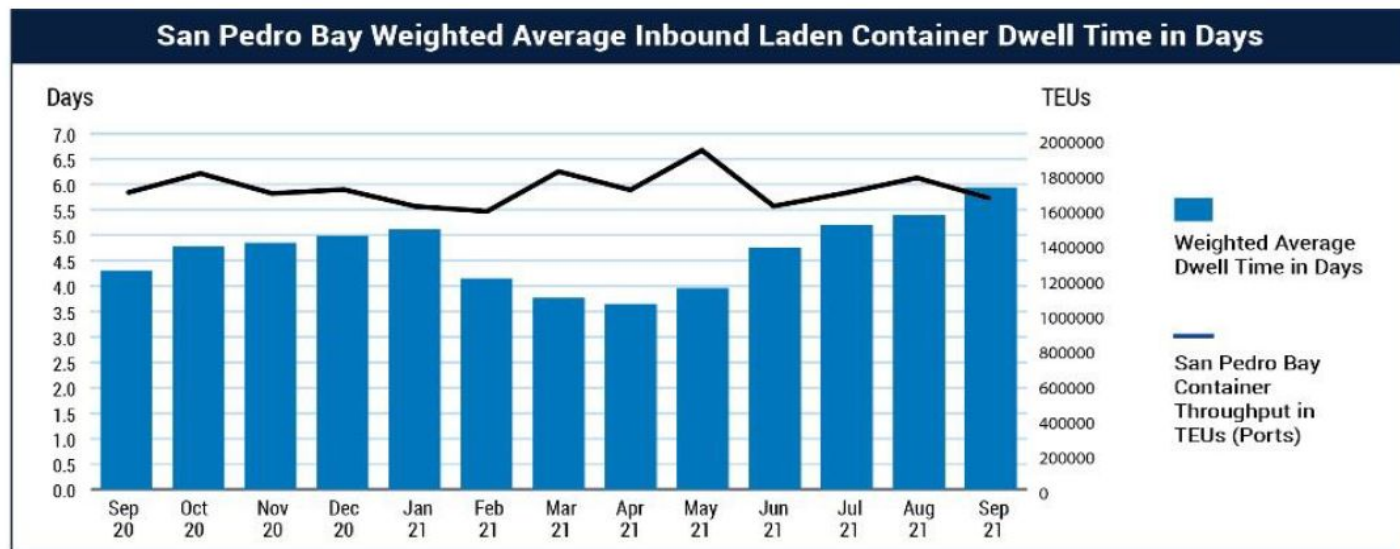
Total Container Ships Inport 92

Total Container Ships at Anchor 66

Total Container Ships at Berth 26

## Rail Dwell Time in Days





# Soaring warehouse demand boosts commercial real estate market as office vacancies mount

PUBLISHED SAT, JUL 10 2021•11:54 AM EDT



Ari Levy  
@LEVYNEWS

SHARE



## KEY POINTS

- Because of the growth in e-commerce, vacancy rates for industrial properties are near an all-time low, while utilization is up and prices are at record levels.
- Fulfillment center space is the hottest it's ever been, while at the same time companies are consolidating offices in favor of hybrid and remote work.
- “We have to find ways of placing inventory closer to the end customer even if it comes at a lower margin for us,” said ShipBob CEO Dhruv Saxena.

# KEY REPORTS



*Click below to access the current management reports for the pool of pools.*

**20 ft.**

## Terminal Dwell

6.7 Days

## Street Dwell

7.3 Days

## OOS Ratio

6%

**40/45 ft.**

3.1 Days

8.8 Days

3

0-2 Days = Green  
3-4 Days = Yellow  
5+ Days = Red

1-3 Days = Green  
4-6 Days = Yellow  
7+ Days = Red

0-5% = Green  
6-10% = Yellow  
11+ = Red

# STOR at Pier S

An aerial photograph of a large container storage yard at a port. The yard is filled with numerous rows of colorful shipping containers (red, blue, green, white) stacked in neat piles. In the background, a complex highway interchange with multiple overpasses is visible, along with a body of water and several large gantry cranes at the pier. The sky is clear and blue.

Footprint: 65 acres  
Capacity: 500,000+ TEU / year

# LBCT: TERMINAL OF THE FUTURE

\$1.5 BILLION MIDDLE HARBOR REDEVELOPMENT PROJECT

Phase 3 Capacity: 1 million TEU / year  
Total Capacity: 3.5 million TEU / year

A wide-angle photograph of a modern cable-stayed bridge with two prominent white pylons. The bridge spans a body of water, and a dense urban skyline is visible in the background under a clear blue sky. The bridge deck is filled with vehicles, and construction equipment is visible on the right side. The text "\$1.5 BILLION BRIDGE PROJECT" is overlaid in large white letters at the bottom.

**\$1.5 BILLION BRIDGE PROJECT**

# RAIL EXPANSION & OPTIMIZATION

An aerial photograph of a busy rail yard. Numerous freight trains are visible, each loaded with a variety of colorful shipping containers in shades of blue, red, green, yellow, and white. Some containers have logos like 'CP' and 'EVERGREEN' visible. A large orange and black locomotive is pulling one of the trains. The yard is filled with tracks, and there are some industrial buildings and cranes in the background. The overall scene depicts a major hub for rail freight transportation.

\$870 MILLION PIER B ON-DOCK RAIL SUPPORT FACILITY



Port of  
**LONG BEACH**  
THE PORT OF CHOICE

## Port's Role in Optimizing Operations

- Facilitating communication and collaboration
- Enabling innovation and information-sharing
- Enhancing velocity and reliability
- Creating value for the end-user

# WAVE

Weekly Advance Volume Estimate



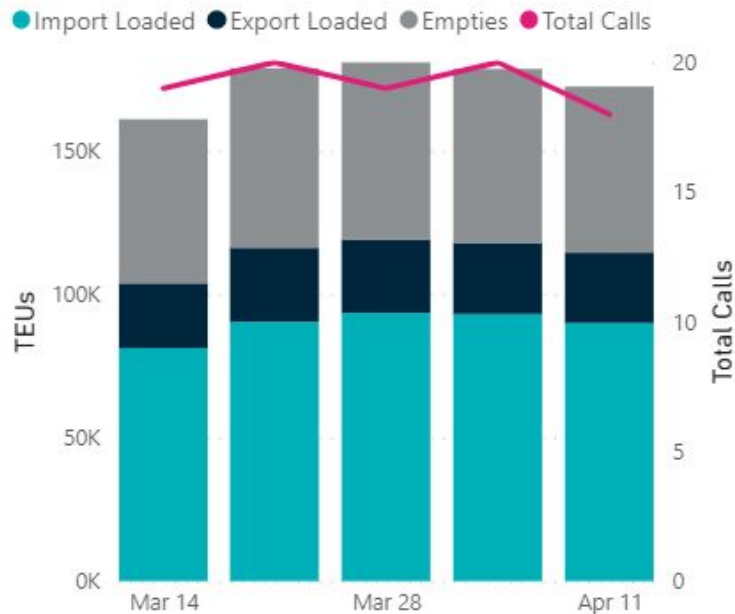
Port of  
**LONG BEACH**  
THE PORT OF CHOICE

## PROJECTED WEEKLY VOLUME (TEUS)

Week	Date	Import Loaded	Export Loaded	Empties
12	03/14/2021	81,254	22,576	57,155
13	03/21/2021	90,438	25,764	62,602
14	03/28/2021	93,458	25,460	61,870
15	04/04/2021	93,105	24,772	60,646
16	04/11/2021	90,000	24,468	57,921

## PROJECTED VESSEL CALLS

Week	Date	Blank Sailings	Extra Loaders	Planned Calls
12	03/14/2021	0	0	19
13	03/21/2021	0	0	20
14	03/28/2021	0	0	19
15	04/04/2021	0	0	20
16	04/11/2021	0	0	18



**POLB.COM/WAVEREPORT**

# Application Programming Interfaces

- **Automatic creation of appointments** as soon as containers become available,
- **Automatic cancellation of appointments** that cannot be kept allowing for that time slot to be made available to other truckers
- **Automatic grouping of appointments** to facilitate dual transactions.



# Predictive Availability Pilot Project



The image shows the front of a white Peterbilt truck. The truck has a large, prominent chrome grille with a black mesh pattern. Above the grille is a Peterbilt logo. On either side of the grille are yellow fog lights. The truck is parked outdoors, and the background shows a clear blue sky and some trees. The text "TruckAlert System" is overlaid in large yellow letters across the center of the image.

# TruckAlert System

[illegible]


# **Pier T Terminal Begins Pilot Program for 24-Hour Cargo Pickup**

## **TTI adds flexibility, overnight hours to reduce time containers spend at terminal**

Sept. 21, 2021

Total Terminals International container terminal on Pier T in the Port of Long Beach is making it easier for trucks to access the facility during the overnight hours in a new pilot program to widen access and speed deliveries amid the ongoing cargo surge.

The pilot program at the Port's largest terminal focuses on the effort to reduce "dwell" – the amount of time cargo







Port of  
**LONG BEACH**  
THE PORT OF CHOICE

# 9<sup>th</sup> Annual Global Supply Chain Excellence Summit

## Keynote Presentation: Port Outlook

**Dr. Noel Hacegaba**  
Deputy Executive Director/COO

October 20, 2020

**USC**Marshall

*Center for Global Supply Chain Management*